

# PROGRAMME



Atrio Ventricular Academy Meeting

in partnership with



2-4 October 2024  
BORDEAUX • FRANCE



CVS MEDTECH: COMPLIANT

## WEDNESDAY 2 OCTOBER

ROOM BRASILIA 3

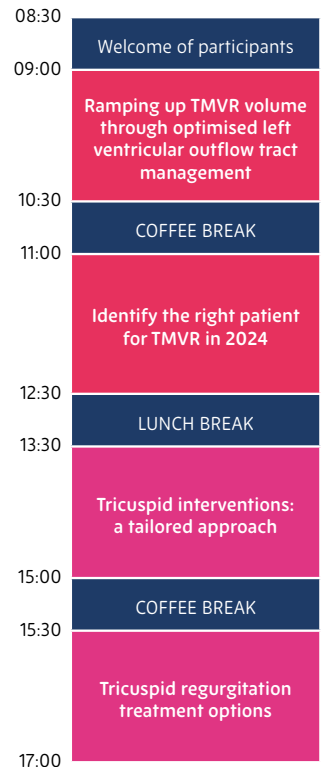
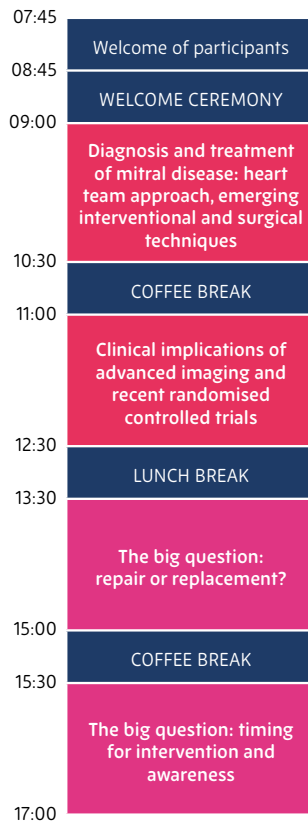
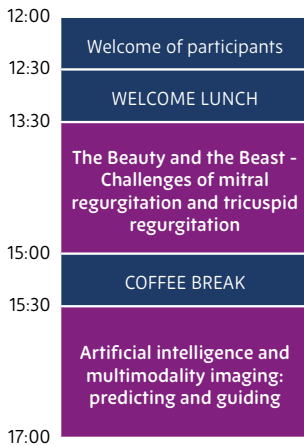
## THURSDAY 3 OCTOBER

MAIN ROOM  
(Amphitheatre Brisbane)

## FRIDAY 4 OCTOBER

MAIN ROOM  
(Amphitheatre Brisbane)

### IMAGING WORKSHOP



- Imaging and innovation
- Mitral
- Tricuspid



Room Brasilia 3

12:30-13:30 WELCOME LUNCH

## IMAGING AND INNOVATION

### JOIN US IF YOU WANT

• To understand the complexities of mitral regurgitation and tricuspid regurgitation quantification

### 13:30-15:00 THE BEAUTY AND THE BEAST - CHALLENGES OF MITRAL REGURGITATION AND TRICUSPID REGURGITATION

*Anchorperson: Dee Dee WANG*

*Spokesperson: Joao CAVALCANTE*

*Discussants: Erwan DONAL, Ralph Stephan VON BARDELEBEN, Dee Dee WANG*

- 1 min Welcome and session objectives - *Dee Dee WANG*
- 7 min Clinical case presentation: the width of the problem - *Louis LABROUSSE*
- 10 min Valvular regurgitation quantification pre- and post- intervention - *Augustin COISNE*
- 4 min Discussion
- 7 min The bad mitral regurgitation kids – Atrio-ventricular functional mitral regurgitation and mitral annular calcification - *Joao CAVALCANTE*
- 7 min Discussion
- 7 min The unknowns of tricuspid TEER, TTVR and heterotopic - *Martin ANDREAS*
- 7 min Discussion
- 7 min Imaging needs for tricuspid regurgitation interventions - *Julia GRAPSA*
- 7 min Discussion
- 5 min TEER vs. TMVR - *Anita ASGAR*
- 5 min TEER vs. TMVR - *Gregory FONTANA*
- 5 min Discussion
- 9 min The challenges and actions for a cohesive regulatory ecosystem for innovation *Pietr SZYMANSKI*
- 2 min Session evaluation and key learnings - *Joao CAVALCANTE*

15:00-15:30 COFFEE BREAK



## IMAGING AND INNOVATION

### JOIN US IF YOU WANT

- To understand artificial intelligence implications in interventional cardiology: from identification to imaging and intervention

### 15:30-17:00 ARTIFICIAL INTELLIGENCE AND MULTIMODALITY IMAGING: PREDICTING AND GUIDING

*Anchormperson: Nicolo PIAZZA*

*Spokesperson: Walid BEN ALI*

*Discussants: Erwan DONAL, Gregory FONTANA, Guangyuan SONG*

2 min Welcome and session objectives - *Nicolo PIAZZA*

8 min Understanding Opportunities and Anticipating Challenges with AI  
*Nicolas GAUSSERAND, Andrea GUIDOTTI*

4 min Artificial intelligence: from electrocardiogram to CT scan - *Augustin COISNE*

4 min Artificial intelligence: from CT scan to the application - *Frederic LESAGE*

5 min Real time artificial intelligence: from idea to product - *Andrea CHERUBINI*

#### Artificial intelligence in echocardiography

6 min Improving imaging acquisition, post-processing and automation  
*Claudia LACERDA, Fabrice NAVERS*

6 min Improving imaging acquisition, post-processing and automation - *Tristan SLOTS*

#### Portable artificial intelligence devices

5 min Help or headache? - *Claudia LACERDA, Fabrice NAVERS*

5 min Help or headache? - *Alice JAY*

5 min Help or headache? - *Goezde KURTAY*

#### Bringing down the barriers for advanced imaging implementation

5 min Presentation by Philips - *Alice JAY*

5 min Presentation by Materialise - *Matthieu DE BEULE, Peter MORTIER*

5 min Presentation by GE HealthCare - *Claudia LACERDA, Fabrice NAVERS*

13 min Artificial intelligence in cath lab - *Con-fusion Nicolo PIAZZA, Andrea GUIDOTTI, Didier TCHETCHE*

10 min Discussion - *Joao CAVALCANTE*

2 min Session evaluation and key learning - *Walid BEN ALI*



Main room

08:45-09:00 WELCOME CEREMONY

## MITRAL SURGERY AND INTERVENTION

### JOIN US IF YOU WANT

• To debate the indications of transcatheter interventions and surgery for mitral diseases today and tomorrow

### 09:00-10:30 DIAGNOSIS AND TREATMENT OF MITRAL DISEASE: HEART TEAM APPROACH, EMERGING INTERVENTIONAL AND SURGICAL TECHNIQUES

*Anchorperson: David ADAMS*

*Spokesperson: Nicolas VAN MIEGHEM*

*Discussants: Vinicius ESTEVES, Juan GRANADA, Bernard PRENDERGAST, Marta SITGES, Paul SORAJJA*

1 min Welcome and session objectives - *David ADAMS*

15 min Debate: surgery vs. transcatheter treatments: safety vs. efficacy?  
*Nicolas VAN MIEGHEM*

#### The bumpy roads of transcatheter mitral therapies

5 min TEER limitations - *Scott LIM*

5 min TMVR challenges - *Firas ZHR*

Thinking outside the box - The posterior leaflet:

4 min Half Moon - *Azeem LATIB*

4 min The novel polares system - *Fabio SANDOLI*

4 min Annuloplasty - *Gorav ALAWAIDI*

4 min Neochord - *Azeem LATIB*

4 min Alta valve - *Thomas MODINE*

#### Primary mitral regurgitation

8 min Debate 1 : In which moderate risk surgical patients is there equipoise to randomize patients to TEER? - *David ADAMS, Nicolas VAN MIEGHEM*

6 min Debate 2 : When is it acceptable to leave residual MR? - *Gorav ALAWAIDI, Julien TERNACLE*

6 min Debate 3 : Is transapical TMVR a viable therapy for mitral annular calcification?  
*Rodrigo ESTEVEZ LOUREIRO*



### Secondary mitral regurgitation

- 5 min Where are all of the patients with secondary MR? - *Gianluigi SAVARESE*
- 5 min Why are they not being referred and what is needed: education, innovation, motivation? - *Dee Dee WANG*
- 5 min Surgical treatment of MR and heart failure - *Pascal LEPRINCE*
- 5 min What have we "wrongly" learned from COAPT? All FMR are not the same  
*Guillaume BONNET*
- 4 min Session evaluation and key learnings - *Nicolas VAN MIEGHEM*

10:30-11:00 COFFEE BREAK

## MITRAL SURGERY AND INTERVENTION

### JOIN US IF YOU WANT

- To learn about imaging requirements and advantages surgery vs. transcatheter therapies demonstrated by two simultaneous LIVE cases

11:00-12:30 CLINICAL IMPLICATIONS OF ADVANCED IMAGING AND RECENT RANDOMISED CONTROLLED TRIALS

*Anchorperson: Joao CAVALCANTE*

*Spokesperson: Ole DE BACKER*

*Operators: Nicolas DUMONTEIL, Louis LABROUSSE, Thomas MODINE, Didier TCHETCHE*

*Discussants: Dajun CHAI, Julia GRAPSA, Sondas SAMARGANDY, André VINCENTELLI*

- 1 min Welcome and session objectives - *Joao CAVALCANTE*
- 60 min Mitral valve repair: surgery vs. TEER - Two simultaneous LIVE cases from Centre Hospitalier Universitaire de Bordeaux - France and Clinique Pasteur, Toulouse - France
- 7 min LIVE analysis recorded case from Bordeaux
- 5 min Discussion
- The setting stage for next "COAPT" trials
- 8 min Clinical implications: What can Matterhorn, Reshape HF2, Tri.Fr teach us  
*Marianna ADAMO*
- 7 min Clinical implications: M-TEER in moderate risk patients - *Robert SMITH*
- 1 min Session evaluation and key learnings - *Ole DE BACKER*

12:30-13:30 LUNCH BREAK



## TRICUSPID SURGERY AND INTERVENTION

### JOIN US IF YOU WANT

- To learn and debate about tricuspid valve surgery and transcatheter treatment

### 13:30-15:00 THE BIG QUESTION: REPAIR OR REPLACEMENT?

*Anchorperson: David ADAMS*

*Spokesperson: Ralph Stephan VON BARDELEBEN*

*Discussants: Erwan DONAL, Azeem LATIB, Francesco MAISANO, Nina WUNDERLICH*

1 min Welcome and session objectives - *David ADAMS*

10 min Which tricuspid regurgitation patient phenotypes benefit from intervention? Which do not? - *Marco METRA (remote)*

10 min Discussion

10 min If repair is the future, then surgery will become again dominant  
*Gilles DREYFUS*

10 min If replacement is the future, then TTVR will replace surgery - *Azeem LATIB*

10 min Glimpse into the future : thinking outside the box - *Juan GRANADA (remote)*

5 min TTVR when TTEER fail? - *Anson CHEUNG*

20 min Discussion

12 min TTEER new evidence on mortality in TTEER - *Francesco MAISANO*

2 min Session evaluation and key learnings - *Ralph Stephan VON BARDELEBEN*

### 15:00-15:30 COFFEE BREAK



## TRICUSPID INTERVENTION

### JOIN US IF YOU WANT

- To learn and debate about indications, timing and limitations of tricuspid transcatheter treatment

### 15:30-17:00 THE BIG QUESTION: TIMING FOR INTERVENTION AND AWARENESS

*Anchorperson: Francesco MAISANO*

*Spokesperson: Julien DREYFUS,*

*Operators: Lionel LEROUX, Thomas MODINE*

*Discussants: Gorav ALAWAIDI, KHALIL FATTOUCH, Madalina GARBI, Savarese GIANLUIGI, Scott LIM*

- 1 min Welcome and session objectives - *Francesco MAISANO*
- 7 min The burden of tricuspid regurgitation and medical management of tricuspid regurgitation - *Marta SITGES*
- 7 min State of the art: imaging to define timing for intervention - *Nina WUNDERLICH*
- 7 min The multifaceted scenario of functional tricuspid regurgitation 1: atrial fibrillation, leads, ablation and tricuspid regurgitation - *Pierre BORDACHAR*
- 7 min The multifaceted scenario of functional tricuspid regurgitation 2: tricuspid regurgitation in heart failure, medical therapy and devices  
*Erwan DONAL*
- 7 min The multifaceted scenario of functional tricuspid regurgitation 3: tricuspid regurgitation in left heart structural interventions  
*Ralph Stephan VON BARDELEBEN*
- 7 min The multifaceted scenario of functional tricuspid regurgitation 4: tricuspid regurgitation and minimally invasive surgery, what is missing?  
*Hendrik TREEDE*
- 30 min TTVR - LIVE case from Centre universitaire de Bordeaux - France
- 15 min Moderated panel discussion: the new heart team, how are you organised?  
*Francesco MAISANO*
- 2 min Session evaluation and key learnings - *Julien DREYFUS*





Main room

## MITRAL SURGERY

### JOIN US IF YOU WANT

- To understand how the left ventricular outflow tract affects TMVR patient screening
- To learn left ventricular outflow tract modifying techniques
- To harmonise TMVR platform selection with different anatomical phenotypes

### 09:00-10:30 RAMPING UP TMVR VOLUME THROUGH OPTIMISED LEFT VENTRICULAR OUTFLOW TRACT MANAGEMENT

*Anchorperson: Nicolas VAN MIEGHEM*

*Spokesperson: Anita ASGAR*

*Operators: Lionel LEROUX, Thomas MODINE*

*Discussants: David ADAMS, Mao CHEN, Azeem LATIB, Hendrik TREEDE*

1 min Welcome and session objectives - *Nicolas VAN MIEGHEM*

20 min TMVR + lampoon - LIVE case from Centre universitaire de Bordeaux - France

8 min Overview screening process and screening failures with different TMVR platforms - *Guangyuan SONG*

10 min Discussion

8 min Left ventricular outflow tract anatomy and suspect phenotypes - *Nicolo PIAZZA*

8 min Discussion

8 min Electrosurgery techniques and toolbox for left ventricular outflow tract modification - *Adam GREENBAUM*

10 min Discussion

8 min Opening what we have closed: exit TEER - *Paul SORAJJA*

8 min Discussion

1 min Session evaluation and key learnings - *Anita ASGAR*

### 10:30-11:00 COFFEE BREAK



## MITRAL INTERVENTION

### JOIN US IF YOU WANT

- To understand TMVR patient screening
- To recognise imaging features that favor TMVR over TEER
- To learn procedural TMVR imaging

### 11:00-12:30 IDENTIFY THE RIGHT PATIENT FOR TMVR IN 2024

*Anchorperson: Bernard PRENDERGAST*

*Spokesperson: David ADAMS*

*Operators: Lionel LEROUX, Thomas MODINE*

*Discussants: Mao CHEN, Gilles DREYFUS, Alison DUNCAN, Hendrik TREEDE*

2 min Welcome and session objectives - *Bernard PRENDERGAST*

8 min The echocardiographic signature of poor TEER response - *Rebecca HAHN*

7 min Discussion

8 min When is it acceptable to leave residual mitral regurgitation? - *Alison DUNCAN*

7 min Discussion

8 min Why are transcatheter mitral therapies developing slower than expected?  
And what is needed? - *Kaneko TSUYOSHI*

7 min The value of fluoroscopy in TMVR procedures - *Nicolo PIAZZA*

20 min Transcatheter mitral valve treatment - LIVE case from Centre universitaire  
de Bordeaux - France

5 min Discussion

10 min Challenges and options with TMVR in mitral annular calcification - *Scott LIM*

6 min Discussion

2 min Session evaluation and key learnings - *David ADAMS*

### 12:30-13:30 LUNCH BREAK



## TRICUSPID VALVE TREATMENT

### JOIN US IF YOU WANT

- To learn about anatomy timing and type of treatment according to evidence-based medicine

### 13:30-15:00 TRICUSPID INTERVENTIONS: A TAILORED APPROACH

*Anchperson: Paul SORAJJA*

*Spokesperson: Robert SMITH*

*Discussants: Anne BERNARD, Gilles DREYFUS, Marta SITGES, Hendrik TREEDE*

1 min Welcome and session objectives - *Paul SORAJJA*

10 min Tricuspid valve anatomy: how do we see the tricuspid valve? Concept of 3 leaflets vs. multiple leaflets - *Rebecca HAHN*

10 min When to intervene on tricuspid valve in the setting of multivalve disease – Isolated vs. concomitant? - *Erwan DONAL*

10 min Is there a role of advanced imaging to decide timing and type of intervention? *Joao CAVALCANTE*

18 min Discussion

10 min Tricuspid valve repair – Techniques to overcome limitations (enough to increase adoption?) - *Anita ASGAR*

10 min Tricuspid valve replacement – Current limitations and obstacles against adoption *Paul SORAJJA*

10 min What did we learn from TRILUMINATE and TRISCEND? - *Scott LIM*

10 min Discussion

1 min Session evaluation and key learnings - *Robert SMITH*

### 15:00-15:30 COFFEE BREAK



## TRICUSPID SURGERY AND INTERVENTION

### JOIN US IF YOU WANT

- To learn and debate about tricuspid valve surgery and transcatheter treatment options

### 15:30-17:00 TRICUSPID REGURGITATION TREATMENT OPTIONS

*Anchorperson: Gilles DREYFUS,*

*Spokesperson: Azeem LATIB,*

*Discussants: Mao CHEN, Scott LIM, Marta SITGES, Firas ZAHR*

1 min Welcome and session objectives - *Gilles DREYFUS*

5 min Tricuspid valve transcatheter repair outcomes - *Robert SMITH*

5 min Tricuspid valve surgical repair outcomes - *Hendrik TREEDE*

5 min Tricuspid valve replacement outcomes - *Azeem LATIB*

5 min Tricuspid valve surgical replacement outcomes - *Gregory FONTANA*

10 min Should we and how to optimise tricuspid valve repair with possible transcatheter treatments to treat failures? - *Ralph Stephan VON BARDELEBEN*

14 min Discussion

10 min Managing pacemaker leads during tricuspid valve repair/replacement  
*Pierre BORDACHAR*

10 min When do I send patients for tricuspid valve intervention – Surgeon's take?  
*Gorav ALAWAIDI*

10 min Debate: what is the goal - Elimination of tricuspid valve? Reduction of tricuspid valve? Functional improvement? Quality of life improvement? Open discussion  
*Timothy John BYRNE*

14 min Discussion

1 min Session evaluation and key learnings - *Azeem LATIB*





The AVAM extends its gratitude to the following companies for their valuable support during the 2024 meeting:









# AVAM

Atrio Ventricular Academy Meeting

in partnership with 

## GENERAL INFORMATION

Centre de congrès Cité Mondiale /  
Cite Mondiale Convention Centre  
3 parvis des Chartrons  
33000 BORDEAUX

### How to get there?

The tram stops right next to the Convention Centre:  
take the B line and stop at "CAPC Musée d'Art Contemporain".

### Welcome desk - opening hours

Wednesday 2 October ..... 12:00-17:00  
Thursday 3 October ..... 07:45-17:00  
Friday 4 October ..... 08:30-15:30

[www.avameeting.fr](http://www.avameeting.fr)

### Wifi

Network name: AVAM2024  
Password: avam2024



If you want to register to the meeting,  
please send a request to  
[info-avam@europa-organisation.com](mailto:info-avam@europa-organisation.com)